

SPECIFY ROCKER SWITCH ARTWORK:

NOTE: IF NEEDING A NEGATIVE OF AN IMAGE, PLEASE PUT "N" AFTER EACH IND. ARTWORK #

CAM NO.	CAM SELECTION	CAM FUNCTION	CATALOG # (TOP - MIDDLE-BOTTOM) (EX. XXXX(N)-XXXX-XXXX(N))	ARTWORK DESCRIPTIONS (PLEASE SEPERATE WITH COMMAS)
1				
2				
3				
4				
5				
6				
7				
8				
9				
10				
11				
12				
13				
14				
15				
16				

DATA FILE TO COPY:

FIRMWARE:

- CRM
 DANFOSS

INTERFACE PROTOCOL:

- CANJ1939

CUSTOMER NAME:

CUSTOMER ASSIGNED PART NUMBER:

FINGERSHIELDS REQUIRED?:
(MC0491 CAMS NEEDED)

- YES
 NO

COLORED ACTUATOR TOPS
REQUIRED?:

- YES
 NO

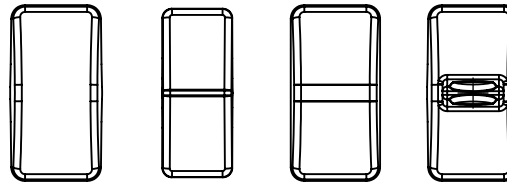
(WHICH POSITIONS AND COLOUR)

ONCE SHEET IS COMPLETED, SCAN
AND EMAIL TO DSSA AT THE
FOLLOWING EMAIL ADDRESS:

sales@gogolplex.com.au

**THANK YOU FOR
YOUR INTEREST**

SWITCH SELECTOR:

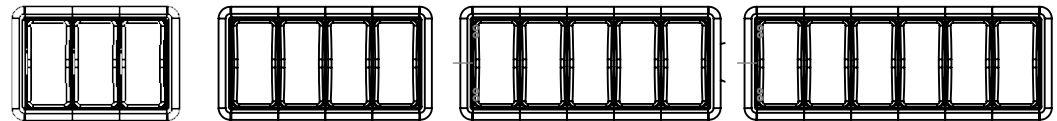


MC0447 STANDARD
MC0491 NARROW
MC0487 STATIONARY NON MOVING
MC0492 TOGGLE

CAM SELECTOR GUIDE:

PART NO.	DESCRIPTION	FUNCTION
MC0027	2 POS. MOMENTARY	(ON)-OFF-(ON)
MC0028	3 POS. STATIONARY	ON-OFF-ON
MC0029	2 POS. STATIONARY	OFF-ON
MC0030	1 POS. MOMENTARY	OFF-(ON)
MC0195	MOMENTARY STATIONARY	(ON)-OFF-ON

CIRCLE DESIRED ROCKER SWITCH CONFIGURATION:

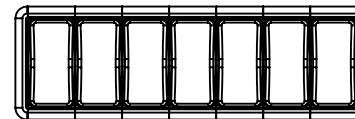


610CRM-3

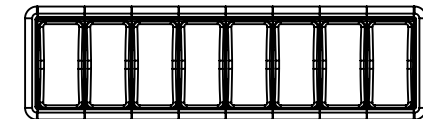
610CRM-4

610CRM-5

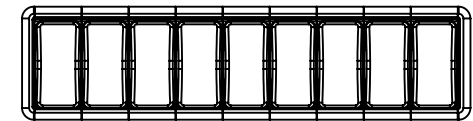
610CRM-6



610CRM-7



610CRM-8



610CRM-9

*RUBBER DUST PROOF BOOT ADD ON ?: YES NO

*Currently available for the -4, -6 and -8 configurations

CONNECTOR INTERFACE: (Select one below)

CONNECTOR NOTE: UNLESS SPECIFIED OTHERWISE, ALL MODULES WILL HAVE 12" LEADS COMING FROM THE LEFT SIDE.

MODULE #	CONNECTION STYLE
610CRM-####-#-#	Flying Leads
610CRM1-####-#-#	Deutch DT04-4P-E008
610CRM2-####-#-#	Deutch DT06-4S
610CRM3-####-#-#	Deutch DT04-4P
610CRM4-####-#-#	Deutch DTM04-6P
610CRM5-####-#-#	Deutch DTM04-4P
610CRM6-####-#-#	Amp 794821-1
610CRM7-####-#-#	Deutch DT04-6P
610CRM8-####-#-#	Molex 1200710038
610CRMX-####-#-#	Special

ADDITIONAL EQUIPMENT/CONNECTORS/CIRCUITS:
(If any, write in Specs, P/N Below)

PROPRIETARY AND CONFIDENTIAL
THE INFORMATION CONTAINED IN THIS
DRAWING IS THE SOLE PROPERTY OF
GEC. ANY REPRODUCTION OR
PAPER OR AS A WHOLE WITHOUT THE
WRITTEN PERMISSION OF GEC IS
PROHIBITED.

PIGTAIL LENGTH (DEFAULT IS 12"): _____

IF CUSTOM CONFIGURATION, SPECIFY BELOW:

PIN #	WIRE	FUNCTION
	RED-18	12VDC
	BLK-18	GND
	YEL-18	CAN HI
	GRN-18	CAN LO

gogolplex
Electric Co.
Unit 3/15 Parramatta Road,
Underwood, AUSTRALIA
4119
P: +61 (0)7 3290 3116

UNLESS OTHERWISE SPECIFIED:
DIMENSIONS ARE IN INCHES
TOLERANCES:
FRACTIONAL: ±1/16
ANGULAR: MACH ±1° BEND ±1°
TWO PLACE DECIMAL ±.01
THREE PLACE DECIMAL ±.005

NAME	DATE
DRAWN: JAJ	9/20
CHECKED:	
ENG APPR:	
MFG APPR:	
Q.A.	
COMMENTS:	

GEC

TITLE:
**ROCKER SWITCH BANK
610CRM ORDER FORM**

SIZE: **C** DWG. NO.: **N/A** REV: **A**

SCALE: 1:2 WEIGHT: _____ SHEET 1 OF 1